




# Club Health Assessment for District 12 L through December 2025

			Status	Membership					Reports				Finance		LCIF	
Club Number	Club Name	Charter Date	Times in Status Quo in Past 2 Years	Current Member Count **	YTD Members Added	YTD Members Dropped	YTD Net Growth% ***	Member Count 1 Year Ago	Dropped Members Avg.Length of Service	Months Since Membership Update	Current Officers Reported ****	Current President Repeated Term	VP Reported *****	Last Date Reported Service (mm/yyyy)	Account Balance	YTD Donations
Clubs less than two years old																
181988	Dyersburg	05/16/2025	Active	23	3	0	15.00%	0		4	Y	2	R	12/2025		\$132.00
Clubs more than two years old																
4864	ADAMSVILLE	11/28/1944	Active	18	0	0	0.00%	17		10	Y	3		06/2025		
107948	BARTLETT	04/02/2010	Active	22	3	2	4.76%	25	1	2	Y			10/2025		\$268.00
	Exc Award (06/30/2018, 06/30/2019, 06/30/2022, 06/30/2023)															
4873	BRUCETON	08/08/1933	Active	23	0	0	0.00%	21		9	Y	12	N	02/2025		
4874	CAMDEN	01/03/1939	Active	29	2	0	7.41%	30		3	Y		N	06/2025		\$40.00
	Exc Award (06/30/2024)															
4875	CHESTER COUNTY	04/10/1945	Active	27	1	7	-18.18%	36	23	2	Y		N	01/2025	90+ Days	\$1,006.00
4876	COVINGTON	11/05/1925	Active	22	1	0	4.76%	21		3	N		N	05/2025		
4880	DYER	02/27/1942	Active(1)	11	0	1	-8.33%	13	31	1	Y		R	11/2025		
4884	GERMANTOWN	08/07/1972	Active	22	0	1	-4.35%	23	32	5	Y		N	06/2025		
4888	HUMBOLDT	01/01/1940	Active	21	1	4	-12.50%	34	7	1	Y			11/2025		
	Exc Award (06/30/2025)															
4889	HUNTINGDON	07/31/1933	Active	31	3	1	6.90%	31	3	1	Y	3	R	12/2025		
4890	JACKSON	06/05/1937	Active	6	0	0	0.00%	10		7	Y	8		05/2025		
4891	JACKSON OLD HICKORY	05/07/1973	Active	19	2	2	0.00%	17	1	0	Y	3	R	10/2025		\$15.00
	Exc Award (06/30/2025)															
4920	LAKE COUNTY	06/23/1931	Active	23	0	0	0.00%	22		11	N		N	05/2025		
40499	LAKELAND	11/04/1981	P- Active	6	0	2	-25.00%	24	3	1	Y			06/2025		
	Exc Award (06/30/2018)															
4893	LEXINGTON	09/24/1947	Active	20	0	0	0.00%	20		9	Y		N	12/2025		\$12.00
4897	MEDINA	03/21/1946	Active	21	0	2	-8.70%	21	2	0	Y	2	N	05/2025		\$12.00
4898	MEMPHIS DOWNTOWN	12/18/1916	Active	6	0	0	0.00%	5		6	Y	3	R	02/2025		
	Exc Award (06/30/2024)															
128947	Memphis Hamilton Eye Institute	10/07/2016	Active	50	0	0	0.00%	51		6	Y		N	03/2025		
78297	MEMPHIS SOUTHERN COLLEGE OF OPTOMETRY	02/23/2004	Active	23	9	1	53.33%	9	1	1	Y		R	05/2025		



# Club Health Assessment for District 12 L through December 2025

				Status						Membership				Reports				Finance		LCIF
Club Number	Club Name	Charter Date		Times in Status Quo in Past 2 Years	Current Member Count **	YTD Members Added	YTD Members Dropped	YTD Net Growth% ***	Member Count 1 Year Ago	Dropped Members Avg.Length of Service	Months Since Membership Update	Current Officers Reported ****	Current President Repeated Term	VP Reported *****	Last Date Reported Service (mm/yyyy)	Account Balance	YTD Donations			
4903	MIDDLETON	02/22/1965		P- Active(1)	7	0	1	-12.50%	8	12	5	Y	2	R	06/2025	90+ Days	\$1,015.00			
4904	MILAN	01/02/1936		Active(1)	19	0	0	0.00%	19		14	Y	5		06/2025					
4905	MILLINGTON	02/24/1953		Active	14	1	0	7.69%	15		3	Y	11	R	06/2025					
4909	PARIS	05/11/1921		Active	54	2	1	1.89%	53	15	0	Y		N	12/2025					
4877	PARSONS	03/30/1938		Active	21	0	0	0.00%	19		11	Y		N	10/2024					
149157	Puryear	12/02/2021		Active	21	0	3	-12.50%	22	2	0	Y		N	12/2025					
4913	SAVANNAH	04/27/1936		Active	18	0	0	0.00%	18		8	Y	3	R	11/2025					
4914	SCOTTS HILL	03/30/1948		Active	19	5	2	18.75%	16	61	0	Y		N	05/2025					
4915	SELMER	10/07/1937		Active	15	0	0	0.00%	15		13	Y	12	R	03/2025					
4923	TRIMBLE	05/19/1953		Active	12	3	1	20.00%	10	3	0	Y	2		11/2024					
4924	TROY	04/27/1953		Active(1)	11	1	1	0.00%	9	1	2	Y	13	R	03/2025	90+ Days				
Current Total Clubs Count	YTD New Clubs Count	YTD Cancelled Clubs Count	YTD Net Club Gain	Current Total Members Count	YTD Add	YTD Drop	YTD Net Growth %	Member Count 12 Months Ago	Average Member Count Per Club	% of Clubs with less than 20 members	% No Officer Report in 12 Months	% of Clubs with balance 90+ days	Number of Clubs in Status Quo	% Status Quo Clubs in Financial Suspension	Number of Cancelled Clubs	Average Cancelled Club Age	Members Lost Due to Cancellation	% of Clubs Cancelled for Non-Financial Reasons		
31	0	0	0	634	37	32	5	0.79%	634	20	45%	0%	13%	0	0%	0	0	0%		

\* - P - Priority Club. Cancellation Reasons: 1-Objectives/conduct, 2-Non-active club, 5-Non-existing club, 6-Disbanding, 7-Merger, 8-Financial Suspension, 9-District/Multiple District Dues.

\*\* Red denotes below 15 active members.

\*\*\* Red denotes 20% + loss.

\*\*\*\* Y - all 3 (President, Secretary, Treasurer) club officers reported, N - not all 3 reported.

\*\*\*\*\* Abbreviation: N-New, IP-Immediate Past, R-Repeat.




# Club Health Assessment for District 12 I through December 2025

			Status	Membership						Reports				Finance	LCIF			
Club Number	Club Name	Charter Date	Times in Status Quo in Past 2 Years	Current Member Count **	YTD Members Added	YTD Members Dropped	YTD Net Growth% ***	Member Count 1 Year Ago	Dropped Members Avg.Length of Service	Months Since Membership Update	Current Officers Reported ****	Current President Repeated Term	VP Reported *****	Last Date Reported Service (mm/yyyy)	Account Balance	YTD Donations		
Clubs more than two years old																		
4928	ARDMORE	12/14/1953	Active	21	0	0	0.00%	22		9	Y		N	12/2025	90+ Days	\$609.00		
4929	ASHLAND CITY	04/27/1945	Active	14	0	2	-12.50%	14	2	1	Y	4	R	12/2025				
4930	BELFAST	07/03/1951	Active	20	1	0	5.26%	19		0	Y	2	N	12/2025				
4935	CENTERVILLE	12/14/1938	Active(1)	15	0	2	-11.76%	17	4	0	Y	4		12/2025				
4936	CHAPEL HILL	05/31/1946	Active	76	1	1	0.00%	76	12	3	Y		N	12/2025				
Exc Award (06/30/2016)																		
4937	CHARLOTTE	06/03/1947	Active	17	0	0	0.00%	19		2	Y	2	R	10/2025	90+ Days	\$33.00		
60389	CHEATHAM COUNTY	02/23/1998	Active	13	0	0	0.00%	15		8	Y	4	N	10/2025				
46271	CLARKSVILLE QUEEN CITY	06/24/1986	Active	17	2	3	-5.56%	18	2	0	Y	2	R	12/2025				
Exc Award (06/30/2019, 06/30/2024)																		
4939	COLLEGE GROVE	07/05/1948	Active	10	0	1	-9.09%	11	15	0	Y	2	N	11/2025				
115293	COLUMBIA	10/14/2011	Active	12	1	1	0.00%	13	14	0	Y		N	12/2025	90+ Days	\$350.00		
132268	Columbia United	07/20/2017	Active	15	0	2	-11.76%	20	2	2	Y		IP	09/2025				
4943	CORNERSVILLE	03/01/1946	Active	21	0	1	-4.55%	22	6	3	Y		N	12/2025				
4944	CULLEOKA	04/18/1972	Active	0	0	34	-100.00%	34	10	0	N	None		10/2025				
4945	DICKSON	07/18/1933	Active	29	0	1	-3.33%	32	1	1	Y		N	11/2025				
Exc Award (06/30/2024)																		
4946	DONELSON	05/30/1947	Active	36	0	7	-16.28%	48	18	0	Y	2	N	12/2025		\$750.00		
Exc Award (06/30/2017)																		
121661	East Hickman	03/25/2014	Active	12	0	0	0.00%	14		6	Y		IP	12/2025	90+ Days	\$100.00		
4948	FAIRVIEW	10/23/1958	Active	10	2	0	25.00%	9		0	Y	11		11/2025				
4951	FRANKLIN	05/08/1945	Active	37	1	3	-5.13%	43	5	2	Y		N	09/2025				
32198	HOUSTON COUNTY L C	05/24/1976	Active	19	2	1	5.56%	22	17	1	Y	2	R	12/2025				
Exc Award (06/30/2019)																		
4961	LAWRENCEBURG	06/28/1935	Active	34	3	4	-2.86%	26	12	0	Y			12/2025				
Exc Award (06/30/2018)																		
4963	LEWISBURG	06/23/1937	Active	24	0	1	-4.00%	25	30	0	Y		N	12/2025				
4965	LORETTO	01/17/1951	Active	32	3	3	0.00%	31	41	1	Y		N	12/2025				



## Club Health Assessment for District 12 I through December 2025

			Status	Membership						Reports				Finance	LCIF	
Club Number	Club Name	Charter Date	Times in Status Quo in Past 2 Years	Current Member Count **	YTD Members Added	YTD Members Dropped	YTD Net Growth% ***	Member Count 1 Year Ago	Dropped Members Avg.Length of Service	Months Since Membership Update	Current Officers Reported ****	Current President Repeated Term	VP Reported *****	Last Date Reported Service (mm/yyyy)	Account Balance	YTD Donations
78056	LORETTO LIONESS LIONS	01/08/2004	Active	24	1	2	-4.00%	26	21	4	Y		N	11/2025	90+ Days	\$800.00
37783	MC EWEN	12/05/1979	Active	6	0	0	0.00%	6		21	Y		N	12/2025	90+ Days	
4971	MT PLEASANT MAURY COUNTY	04/23/1951	Active	20	2	3	-4.76%	22	7	0	Y	3	N	10/2025	90+ Days	
4975	NASHVILLE	02/12/1920	Active	25	0	0	0.00%	24		5	Y		N	07/2025		
4982	NEW JOHNSONVILLE	11/20/1958	Active(1)	7	0	0	0.00%	0		8	Y	12		11/2025		
4983	NOLENSVILLE	10/12/1955	Active	55	3	3	0.00%	50	7	0	Y		N	12/2025	90+ Days	
4987	PULASKI	05/03/1946	Active	41	0	8	-16.33%	34	1	1	N	2	R	12/2025		
4988	SAINT JOSEPH	12/08/1971	Active	8	0	2	-20.00%	12	16	0	Y		N	12/2025		
	Exc Award (06/30/2018)															
4991	SPRING HILL	07/31/1967	Active	10	0	3	-23.08%	13	23	0	Y			12/2025		
4994	WAVERLY	11/13/1950	Active	18	2	0	12.50%	17		5	Y		N	10/2025		\$6,750.00
4995	WAYNESBORO	01/29/1947	Active(1)	15	16	1	100.00%	16	9	0	Y			11/2025		
109062	WILLIAMSON COUNTY	08/10/2010	Active	12	3	4	-7.69%	16	8	0	Y			12/2025	90+ Days	
	Exc Award (06/30/2017)															

Clubs Cancelled Previous Fiscal Year – Clubs Cancelled within last 12 months may be reinstated

Club Number	Club Name	Charter Date	Current Status*	Cancellation Date
4959	IRON CITY	05/09/1961	Cancelled(8*)	12/30/2024

Current Total Clubs Count	YTD New Clubs Count	YTD Cancelled Clubs Count	YTD Net Club Gain	Current Total Members Count	YTD Add	YTD Drop	YTD Net Growth	YTD Net Growth %	Member Count 12 Months Ago	Average Member Count Per Club	% of Clubs with less than 20 members	% No Officer Report in 12 Months	% of Clubs with balance 90+ days	Number of Clubs in Status Quo	% Status Quo Clubs in Financial Suspension	Number of Cancelled Clubs	Average Cancelled Club Age	Members Lost Due to Cancellation	% of Clubs Cancelled for Non-Financial Reasons
34	0	0	0	725	43	93	-50	-6.45%	786	21	56%	0%	26%	0	0%	0	0	0	0%

\* - P - Priority Club. Cancellation Reasons: 1-Objectives/conduct, 2-Non-active club, 5-Non-existing club, 6-Disbanding, 7-Merger, 8-Financial Suspension, 9-District/Multiple District Dues.

\*\* Red denotes below 15 active members.

\*\*\* Red denotes 20% + loss.

\*\*\*\* Y - all 3 (President, Secretary, Treasurer) club officers reported, N - not all 3 reported.

\*\*\*\*\* Abbreviation: N-New, IP-Immediate Past, R-Repeat.



# Club Health Assessment for District 12 O through December 2025

			Status	Membership					Reports					Finance		LCIF
Club Number	Club Name	Charter Date	Times in Status Quo in Past 2 Years	Current Member Count **	YTD Members Added	YTD Members Dropped	YTD Net Growth% ***	Member Count 1 Year Ago	Dropped Members Avg.Length of Service	Months Since Membership Update	Current Officers Reported ****	Current President Repeated Term	VP Reported *****	Last Date Reported Service (mm/yyyy)	Account Balance	YTD Donations
Clubs more than two years old																
5000	ALGOOD	05/05/1972	Active(2)	10	0	0	0.00%	10		70	Y	9	R	02/2013		
5002	ATHENS	03/18/1938	Active	14	2	0	16.67%	12		5	Y	6	N	02/2025		
Exc Award (06/30/2016, 06/30/2018)																
134539	Bakewell Tri County	04/20/2018	Active(1)	3	0	0	0.00%	4		7	Y			11/2025		
5004	BENTON	02/07/1941	Active(3)	10	0	0	0.00%	10		20	Y	3		08/2022		
5006	BYRDSTOWN	07/16/1947	Active	9	0	0	0.00%	7		8	Y	4	R	06/2025		
Exc Award (06/30/2018)																
5017	CLEVELAND	09/13/1929	Active	33	2	1	3.13%	30	8	2	Y		N	09/2025		\$1,000.00
5019	COOKEVILLE	04/06/1922	Active	16	1	1	0.00%	16	2	0	Y	10		09/2024	90+ Days	\$60.00
58311	CROSSVILLE	05/23/1996	Active	18	0	0	0.00%	18		10	Y	3	N	12/2025		
Exc Award (06/30/2018, 06/30/2021, 06/30/2023, 06/30/2024)																
5022	DAISY-DALLAS	01/04/1962	Active	0	0	4	-100.00%	5	36	0	N	None		12/2021		\$2,000.00
5023	DAYTON	05/27/1936	Active	19	0	0	0.00%	19		7	Y		N	06/2025		\$100.00
Exc Award (06/30/2016, 06/30/2018, 06/30/2021, 06/30/2022)																
5026	DELANO	01/22/1973	Active	16	0	0	0.00%	17		9	Y	5	R	12/2018		
Exc Award (06/30/2018)																
5028	DUNLAP	03/06/1945	Active	39	0	0	0.00%	39		16	Y	2	R	12/2024	90+ Days	\$1,050.00
Exc Award (06/30/2018, 06/30/2021)																
5013	EAST HAMILTON	09/30/1954	Active	16	0	0	0.00%	16		15	Y		N	04/2020		
5030	ENGLEWOOD	10/06/1944	Active	9	0	1	-10.00%	10	35	0	N	9	R	10/2016		
31655	FAIRFIELD GLADE	02/11/1976	Active	68	4	10	-8.11%	71	10	3	Y	2	N	11/2025		\$13,325.00
5038	HIXSON	04/24/1973	Active	16	6	2	33.33%	14	17	0	Y	7	R	12/2025		\$200.00
Exc Award (06/30/2017, 06/30/2018, 06/30/2022, 06/30/2024)																
5042	JASPER	02/23/1945	Active	19	0	8	-29.63%	27	15	1	Y	2	R	12/2018		
Exc Award (06/30/2018)																
5044	LOOKOUT VALLEY	04/29/1952	Active	27	0	2	-6.90%	34	17	3	Y	2	N	10/2025		
Exc Award (06/30/2017, 06/30/2018, 06/30/2021)																



# Club Health Assessment for District 12 O through December 2025

			Status	Membership						Reports				Finance	LCIF	
Club Number	Club Name	Charter Date	Times in Status Quo in Past 2 Years	Current Member Count **	YTD Members Added	YTD Members Dropped	YTD Net Growth% ***	Member Count 1 Year Ago	Dropped Members Avg.Length of Service	Months Since Membership Update	Current Officers Reported ****	Current President Repeated Term	VP Reported *****	Last Date Reported Service (mm/yyyy)	Account Balance	YTD Donations
5049	MONTEREY	08/05/1969	Active	26	1	1	0.00%	23	7	4	Y		N	08/2025	90+ Days	
	Exc Award (06/30/2018)															
5053	OVERTON COUNTY	12/18/1952	Active	10	5	3	25.00%	10	11	0	Y		N	12/2025		
	Exc Award (06/30/2018)															
5055	RED BANK	07/12/1940	Active	27	1	5	-12.90%	35	1	0	Y		N	07/2025		\$1,100.00
	Exc Award (06/30/2018, 06/30/2023)															
5058	SALE CREEK	04/17/1946	Active	18	0	1	-5.26%	19	20	0	Y	3	R	12/2025		\$891.00
5059	SIGNAL MOUNTAIN	08/14/1958	Active	81	4	5	-1.22%	83	4	0	Y		N	09/2025		\$20.00
	Exc Award (06/30/2023)															
5061	SODDY DAISY	02/14/1945	Cancelled(6*)	0	0	3	-100.00%	3	44	4	N	None				
5062	SOUTH PITTSBURG	07/18/1940	Active	11	2	0	22.22%	9		5	Y	2	R	07/2021		
120651	Spring City	11/05/2013	Active	10	2	3	-9.09%	11	6	0	Y	7		10/2025		\$260.00
	Exc Award (06/30/2018, 06/30/2023)															
5065	SWEETWATER	09/11/1941	Active	7	0	0	0.00%	7		7	Y	10	R	04/2017		\$200.00
111483	WHITWELL CROSSROADS	06/22/2011	Active(2)	5	1	1	0.00%	5	13	0	Y	9	N	12/2025		\$400.00

Clubs Cancelled Previous Fiscal Year – Clubs Cancelled within last 12 months may be reinstated

Club Number	Club Name	Charter Date	Current Status*	Cancellation Date
5032	ETOWAH	05/28/1943	Cancelled(6*)	06/29/2025
5024	MEIGS COUNTY L C	11/22/1966	Cancelled(8*)	12/30/2024

Current Total Clubs Count	YTD New Clubs Count	YTD Cancelled Clubs Count	YTD Net Club Gain	Current Total Members Count	YTD Add	YTD Drop	YTD Net Growth	YTD Net Growth %	Member Count 12 Months Ago	Average Member Count Per Club	% of Clubs with less than 20 members	% No Officer Report in 12 Months	% of Clubs with balance 90+ days	Number of Clubs in Status Quo	% Status Quo Clubs in Financial Suspension	Number of Cancelled Clubs	Average Cancelled Club Age	Members Lost Due to Cancellation	% of Clubs Cancelled for Non-Financial Reasons
27	0	1	-1	537	31	51	-20	-3.59%	564	20	74%	0%	11%	0	0%	1	221	3	0%

\* - P - Priority Club. Cancellation Reasons: 1-Objectives/conduct, 2-Non-active club, 5-Non-existing club, 6-Disbanding, 7-Merger, 8-Financial Suspension, 9-District/Multiple District Dues.

\*\* Red denotes below 15 active members.

\*\*\* Red denotes 20% + loss.

\*\*\*\* Y - all 3 (President, Secretary, Treasurer) club officers reported, N - not all 3 reported.

\*\*\*\*\* Abbreviation: N-New, IP-Immediate Past, R-Repeat.



# Club Health Assessment for District 12 N through December 2025

			Status	Membership						Reports				Finance	LCIF	
Club Number	Club Name	Charter Date	Times in Status Quo in Past 2 Years	Current Member Count **	YTD Members Added	YTD Members Dropped	YTD Net Growth% ***	Member Count 1 Year Ago	Dropped Members Avg.Length of Service	Months Since Membership Update	Current Officers Reported ****	Current President Repeated Term	VP Reported *****	Last Date Reported Service (mm/yyyy)	Account Balance	YTD Donations
Clubs less than two years old																
181867	Sevierville	04/15/2025	Active	14	2	9	-33.33%	0	1	0	Y	2	N	12/2025		
Exc Award (06/30/2025)																
Clubs more than two years old																
5076	BULLS GAP	09/25/1946	Active	13	0	0	0.00%	13		6	Y	22		08/2024		
97336	CAMPBELL COUNTY	06/19/2006	Active	21	2	0	10.53%	20		1	Y	2	N	11/2025		
Exc Award (06/30/2021, 06/30/2023)																
5078	CLINTON	07/02/1940	Active	16	2	0	14.29%	15		5	Y		N	12/2025		\$300.00
Exc Award (06/30/2016, 06/30/2017, 06/30/2020, 06/30/2021)																
5081	DANDRIDGE	02/24/1939	Active	54	2	8	-10.00%	56	3	0	Y		N	10/2025		\$2,400.00
Exc Award (06/30/2018, 06/30/2022, 06/30/2023)																
120522	East Tennessee State University	10/15/2013	Active(1)	4	0	0	0.00%	2		6	N	None		12/2025	90+ Days	
124889	Elizabethton	05/21/2015	Active	21	2	0	10.53%	20		0	Y	2	R	09/2025		\$150.00
147963	Erwin	08/16/2021	Active	6	1	1	0.00%	6	0	0	Y	4				
5080	FARRAGUT	12/06/1973	Active	20	0	2	-9.09%	26	13	5	Y	2	N	08/2025		\$100.00
5083	FOUNTAIN CITY	01/05/1942	Active	11	0	6	-35.29%	17	13	3	Y	2	R	07/2024		
5085	GREENEVILLE	05/08/1940	Active	13	0	1	-7.14%	13	1	0	Y	2	R	06/2025		\$300.00
5087	HALLS COMMUNITY	02/10/1961	Cancelled(6*)	0	0	0	0.00%	6		6	N	None		07/2024		
5089	HARRIMAN	11/12/1948	Active	24	1	2	-4.00%	25	2	2	Y		R	12/2025	90+ Days	
5090	INSKIP	02/22/1949	Active	9	0	4	-30.77%	13	17	3	Y	2	R	11/2025		
Exc Award (06/30/2022, 06/30/2023)																
5093	JOHNSON CITY	12/05/1947	Active	23	0	0	0.00%	23		6	Y			09/2025		\$1,000.00
Exc Award (06/30/2021)																
5095	JOHNSON COUNTY	01/16/1953	Cancelled(6*)	0	0	1	-100.00%	6	50	4	N	None		05/2025		
5096	KARNS	01/28/1954	Active	31	0	3	-8.82%	34	2	0	Y	2	R	12/2025		\$2,450.00
Exc Award (06/30/2021, 06/30/2022)																
5097	KINGSPORT	06/29/1946	Active	35	1	3	-5.41%	32	24	1	Y		N	10/2025		\$3,025.00
Exc Award (06/30/2018, 06/30/2025)																




## Club Health Assessment for District 12 N through December 2025

			Status	Membership						Reports				Finance	LCIF	
Club Number	Club Name	Charter Date	Times in Status Quo in Past 2 Years	Current Member Count **	YTD Members Added	YTD Members Dropped	YTD Net Growth% ***	Member Count 1 Year Ago	Dropped Members Avg.Length of Service	Months Since Membership Update	Current Officers Reported ****	Current President Repeated Term	VP Reported *****	Last Date Reported Service (mm/yyyy)	Account Balance	YTD Donations
5098	KINGSTON	02/12/1947	Active	12	0	0	0.00%	15		0	Y		N	09/2024		
68907	KNOX COUNTY NORTH	06/20/2003	Active	8	0	1	-11.11%	9	37	0	Y		N	10/2025		\$400.00
131089	Knoxville East	05/31/2017	Active	33	6	1	17.86%	45	9	0	N	10	R	04/2021		
32066	KNOXVILLE TRI-COUNTY	04/22/1976	Active	12	0	5	-29.41%	17	4	0	Y	2	R	12/2025		\$453.00
Exc Award (06/30/2018, 06/30/2021)																
5106	LOUDON	11/19/1935	Active	8	0	6	-42.86%	16	25	0	N	2	R	09/2025		
Exc Award (06/30/2016)																
5107	MARYVILLE	03/11/1938	Active	16	0	0	0.00%	15		0	Y	2	N	12/2025		
Exc Award (06/30/2022)																
5110	MORRISTOWN CHEROKEE	03/03/1961	Active	14	0	0	0.00%	14		10	N	None				
5109	MORRISTOWN HAMBLÉN	11/04/1946	Active	31	2	4	-6.06%	27	16	1	Y	2	R	11/2025		
Exc Award (06/30/2021, 06/30/2025)																
51138	MORRISTOWN MORRIS BOULEVARD	12/26/1990	Active	8	0	0	0.00%	11		8	N	None		06/2015		
5114	NORRIS	02/02/1956	Active	40	1	3	-4.76%	44	5	1	Y			11/2025		
Exc Award (06/30/2020)																
29912	OAK RIDGE	11/08/1974	Active	22	2	0	10.00%	20		2	Y		N	12/2025		\$500.00
Exc Award (06/30/2024, 06/30/2025)																
5119	ONEIDA	06/02/1950	Active	9	0	0	0.00%	9		12	Y	6		11/2025		\$150.00
5121	POWELL	08/27/1951	Active	14	0	0	0.00%	14		19	Y	8		12/2018		
5123	ROGERSVILLE	06/23/1955	Active	26	0	0	0.00%	23		7	Y	2	N	11/2025		
130726	Sevier County	04/18/2017	Active	26	10	0	62.50%	24		0	Y	3	R	12/2025		\$166.66
Exc Award (06/30/2020, 06/30/2021, 06/30/2023)																
62492	TELLICO VILLAGE	11/22/1999	Active	62	3	2	1.64%	61	22	0	Y		N	12/2025		
Exc Award (06/30/2024)																
103843	UNION COUNTY	10/28/2008	Active	13	2	1	8.33%	12	6	4	Y	8	R	09/2025	90+ Days	
5130	WEST KNOX L C	02/29/1968	Active	28	0	2	-6.67%	25	16	0	Y		N	11/2025		
Exc Award (06/30/2019, 06/30/2022, 06/30/2023)																





## Club Health Assessment for District 12 N through December 2025



Club Number	Club Name	Charter Date	Status	Membership						Reports				Finance	LCIF
			Times in Status Quo in Past 2 Years	Current Member Count **	YTD Members Added	YTD Members Dropped	YTD Net Growth% ***	Member Count 1 Year Ago	Dropped Members Avg.Length of Service	Months Since Membership Update	Current Officers Reported ****	Current President Repeated Term	VP Reported *****	Last Date Reported Service (mm/yyyy)	Account Balance

Clubs Cancelled Previous Fiscal Year – Clubs Cancelled within last 12 months may be reinstated

Club Number	Club Name	Charter Date	Current Status*	Cancellation Date
149680	Caryville Cares	01/28/2022	Cancelled(8*)	12/30/2024
5124	RUTLEDGE	04/24/1945	Cancelled(8*)	06/29/2025

Current Total Clubs Count	YTD New Clubs Count	YTD Cancelled Clubs Count	YTD Net Club Gain	Current Total Members Count	YTD Add	YTD Drop	YTD Net Growth	YTD Net Growth %	Member Count 12 Months Ago	Average Member Count Per Club	% of Clubs with less than 20 members	% No Officer Report in 12 Months	% of Clubs with balance 90+ days	Number of Clubs in Status Quo	% Status Quo Clubs in Financial Suspension	Number of Cancelled Clubs	Average Cancelled Club Age	Members Lost Due to Cancellation	% of Clubs Cancelled for Non-Financial Reasons
34	0	2	-2	697	39	65	-26	-3.60%	728	21	53%	6%	9%	0	0%	2	110	1	0%

\* - P - Priority Club. Cancellation Reasons: 1-Objectives/conduct, 2-Non-active club, 5-Non-existing club, 6-Disbanding, 7-Merger, 8-Financial Suspension, 9-District/Multiple District Dues.

\*\* Red denotes below 15 active members.

\*\*\* Red denotes 20% + loss.

\*\*\*\* Y - all 3 (President, Secretary, Treasurer) club officers reported, N - not all 3 reported.

\*\*\*\*\* Abbreviation: N-New, IP-Immediate Past, R-Repeat.




# Club Health Assessment for District 12 S through December 2025

			Status	Membership						Reports				Finance	LCIF	
Club Number	Club Name	Charter Date	Times in Status Quo in Past 2 Years	Current Member Count **	YTD Members Added	YTD Members Dropped	YTD Net Growth% ***	Member Count 1 Year Ago	Dropped Members Avg.Length of Service	Months Since Membership Update	Current Officers Reported ****	Current President Repeated Term	VP Reported *****	Last Date Reported Service (mm/yyyy)	Account Balance	YTD Donations
Clubs more than two years old																
47242	ALEXANDRIA	04/24/1987	Active	22	1	0	4.76%	21		4	Y	3		06/2025	90+ Days	
4942	COMMUNITY L C	10/08/1970	Active	11	0	1	-8.33%	12	38	4	Y		N	06/2025		
5025	DECHERD	05/14/1959	Active	11	0	0	0.00%	11		13	Y	6		06/2025		
5031	ESTILL SPRINGS	02/03/1961	Active	12	0	5	-29.41%	18	9	0	Y		N	12/2025		
4949	FAYETTEVILLE	01/28/1947	Active	46	0	2	-4.17%	44	4	1	Y			12/2025		\$2,000.00
Exc Award (06/30/2023, 06/30/2025)																
4952	GALLATIN	06/25/1937	Active	46	0	0	0.00%	47		8	Y		N	06/2025		\$1,100.00
140925	Gladeville	02/10/2020	Active(1)	7	0	0	0.00%	7		20	Y			06/2025		
98603	GRUNDY COUNTY	02/19/2007	Active(2)	15	2	0	15.38%	0		4	Y	15	R	11/2017		
5036	HARTSVILLE	11/29/1935	P- Active	7	2	0	40.00%	0		5	Y			06/2025		
5039	HUNTLAND	03/07/1949	Active(3)	12	0	0	0.00%	22		3	N	None		06/2025		
104554	JACKSON COUNTY	01/26/2009	Active	13	0	0	0.00%	13		24	Y	5		06/2025		
45765	LAFAYETTE	02/24/1986	Active	71	8	5	4.41%	97	5	0	Y		N	09/2025		\$2,815.96
67047	LAFAYETTE LIONESS	12/26/2002	Active	46	4	0	9.52%	41		5	Y		N	06/2025		\$250.00
Exc Award (06/30/2023)																
4962	LEBANON	01/10/1933	Active	11	3	1	22.22%	9	8	0	Y			06/2025	90+ Days	
Exc Award (06/30/2018)																
118381	LEBANON NOON	12/05/2012	Active	3	0	0	0.00%	3		17	Y	4		02/2025		\$75.00
4966	LYNCHBURG	11/19/1958	Active	7	0	0	0.00%	9		9	Y	16	R	06/2025		
5046	MANCHESTER	09/07/1953	Active	4	0	0	0.00%	4		6	Y	7	R	06/2025		
129652	Millersville	12/16/2016	Active	8	0	1	-11.11%	9	1	2	Y	4	N	06/2025		
46997	MT JULIET WEST WILSON	03/02/1987	Active	27	1	0	3.85%	29		5	Y		N	06/2025		\$55.00
119330	MTSU CAMPUS	05/09/2013	Active	6	0	0	0.00%	5		6	Y		R	11/2025		\$612.00
4972	MURFREESBORO	06/16/1933	Active	31	1	2	-3.13%	29	18	3	Y	3	N	08/2025		\$200.00
Exc Award (06/30/2022)																
65156	MURFREESBORO NOON	03/21/2002	Active	13	0	0	0.00%	15		5	Y	6	R	12/2025		\$200.00
4985	PETERSBURG	02/07/1945	Active	14	0	0	0.00%	15		8	Y	6	N	06/2025		\$500.00
67558	RED BOILING SPRINGS	03/31/2003	Active(1)	3	0	0	0.00%	3		44	N	3		06/2025		



## Club Health Assessment for District 12 S through December 2025

			Status	Membership					Reports				Finance	LCIF		
Club Number	Club Name	Charter Date	Times in Status Quo in Past 2 Years	Current Member Count **	YTD Members Added	YTD Members Dropped	YTD Net Growth% ***	Member Count 1 Year Ago	Dropped Members Avg.Length of Service	Months Since Membership Update	Current Officers Reported ****	Current President Repeated Term	VP Reported *****	Last Date Reported Service (mm/yyyy)	Account Balance	YTD Donations
4989	SHELBYVILLE	05/29/1922	Active	23	0	0	0.00%	23		11	Y	2		06/2025		
98955	SMITHVILLE	04/03/2007	Active	17	0	0	0.00%	17		6	Y	11	R	06/2025		
4990	SMYRNA	01/10/1949	Active	54	2	5	-5.26%	62	8	1	Y		N	06/2025		
Exc Award (06/30/2017)																
5035	SOUTHSIDE	10/29/1963	Active	28	0	0	0.00%	25		9	Y	3	R	06/2025		
4992	SPRINGFIELD	05/06/1936	Active	30	3	3	0.00%	40	15	0	N	None	N	06/2025		\$1,000.00
Exc Award (06/30/2017, 06/30/2022)																
5067	TULLAHOMA	01/31/1945	Active	20	0	1	-4.76%	22	4	5	Y		N	12/2025		\$391.00
30341	TULLAHOMA DOWNTOWN	03/17/1975	Active	27	1	2	-3.57%	27	10	0	Y		N	10/2025		\$5.00
99599	WARREN COUNTY	06/12/2007	Active	25	1	0	4.17%	27		0	Y		N	03/2025		\$140.00
Exc Award (06/30/2016, 06/30/2018, 06/30/2023, 06/30/2024)																
4993	WATERTOWN	07/23/1953	Active(1)	7	0	0	0.00%	0		9	Y	9		06/2025		
104062	WESTMORELAND	12/08/2008	Active(1)	5	0	0	0.00%	5		25	N	4		06/2025		
36867	WHITE HOUSE	04/04/1979	Active	3	0	0	0.00%	9		8	Y	4		06/2025		
5071	WINCHESTER	03/27/1951	Active(1)	12	3	1	20.00%	10	34	4	Y	4		06/2025	90+ Days	
5072	WOODBURY	06/13/1935	Active(1)	63	9	0	16.67%	57		2	Y		N	12/2024	90+ Days	\$1,500.00

Clubs Cancelled Previous Fiscal Year – Clubs Cancelled within last 12 months may be reinstated

Club Number	Club Name	Charter Date	Current Status*	Cancellation Date
5008	CARTHAGE	06/18/1951	Cancelled(6*)	05/29/2025
55816	LASCASSAS & MILTON L C	06/10/1994	Cancelled(8*)	12/30/2024

Current Total Clubs Count	YTD New Clubs Count	YTD Cancelled Clubs Count	YTD Net Club Gain	Current Total Members Count	YTD Add	YTD Drop	YTD Net Growth	YTD Net Growth %	Member Count 12 Months Ago	Average Member Count Per Club	% of Clubs with less than 20 members	% No Officer Report in 12 Months	% of Clubs with balance 90+ days	Number of Clubs in Status Quo	% Status Quo Clubs in Financial Suspension	Number of Cancelled Clubs	Average Cancelled Club Age	Members Lost Due to Cancellation	% of Clubs Cancelled for Non-Financial Reasons
37	0	0	0	760	41	29	12	1.60%	787	21	59%	3%	11%	0	0%	0	0	0	0%



# Club Health Assessment for District 12 S through December 2025

			Status		Membership				Reports				Finance	LCIF		
Club Number	Club Name	Charter Date	Times in Status Quo in Past 2 Years	Current Member Count **	YTD Members Added	YTD Members Dropped	YTD Net Growth% ***	Member Count 1 Year Ago	Dropped Members Avg.Length of Service	Months Since Membership Update	Current Officers Reported ****	Current President Repeated Term	VP Reported *****	Last Date Reported Service (mm/yyyy)	Account Balance	YTD Donations

\* - P - Priority Club. Cancellation Reasons: 1-Objectives/conduct, 2-Non-active club, 5-Non-existing club, 6-Disbanding, 7-Merger, 8-Financial Suspension, 9-District/Multiple District Dues.

\*\* Red denotes below 15 active members.

\*\*\* Red denotes 20% + loss.

\*\*\*\* Y - all 3 (President, Secretary, Treasurer) club officers reported, N - not all 3 reported.

\*\*\*\*\* Abbreviation: N-New, IP-Immediate Past, R-Repeat.